



INSTALLATION INSTRUCTIONS

Accessory
CARGO NET
P/N 08L96-TK6-100

Application
2009 FIT

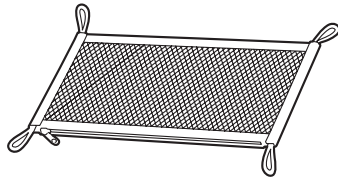
Publications No.
All 39852
Issue Date
AUG 2008

Put this information in the glove box with the vehicle owner's manual.

PARTS LIST

NOTE: On base model vehicles, cargo tie-down rings must be installed to use the cargo net.

Cargo net



4 Hooks

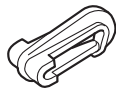
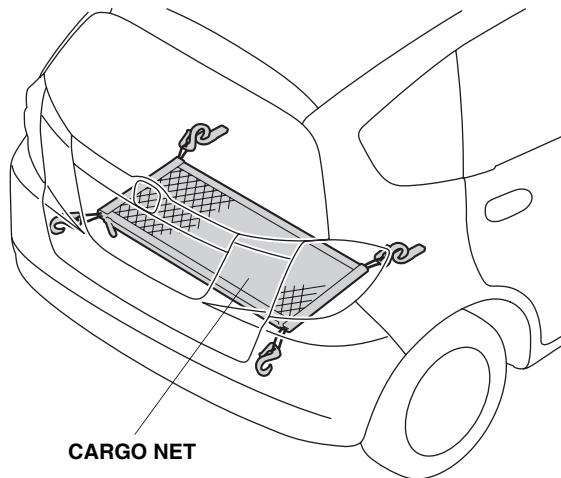
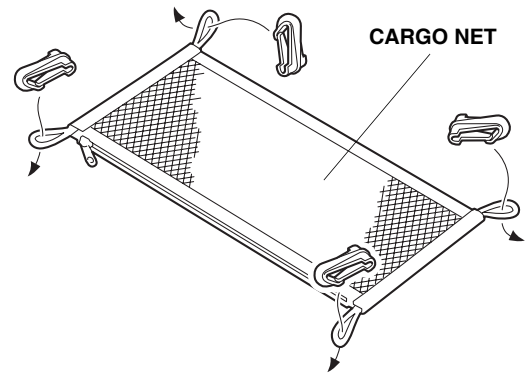
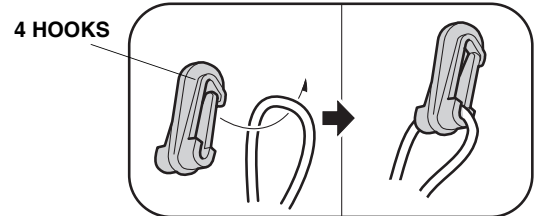


Illustration of the Cargo Net Installed on the Vehicle



INSTALLATION

1. Install the four hooks to the cargo net.



2. Position the cargo net with the zipper facing the rear of the vehicle. Attach the four cargo net hooks to the four tie-down rings.

